

TYPE 22-01

D448

**TERMINAL
DATE
INSPECTION**

VOL. 1

Copy No 22

Date:- JAN 1979

HMS BROADSWORD -- D448

CONTENTS

- i. DISTRIBUTION LIST OF OFFICIAL COPIES
- ii. NOTES ON PREPARATION
- iii. INSTRUCTIONS FOR READING THE D 448

SECTION I	--	HULL AND SHIPFITTING SYSTEMS
SECTION II	--	MECHANICAL AND ELECTRICAL ENGINEERING SYSTEMS.
SECTION III	--	WEAPON AND ELECTRONIC SYSTEMS
SECTION IV	--	AVIATION ARRANGEMENTS
SECTION V	--	STORES, BOOKS, DRAWINGS AND FORMS
SECTION VI	--	TESTS, TRIALS AND QA DOCUMENTATION
SECTION VII	--	CERTIFICATION (Not Required for Preliminary Reading)
SECTION VIII	--	LATE ITEMS INCLUDING CNSA INSPECTION REPORTS

REPORT OF FINAL INSPECTION
OF

HMS BROADSWORD

BUILT BY

MESSRS YARROW (SHIPBUILDERS) LTD

DATE AND PLACE OF ~~INSPECTION~~ INSPECTION SCOTSTOUN GLASGOW

TERMINAL DATE

HOD(N)

DNSP/SP 391	--	5	copies
DPDS/PD 214	--	1	"
CNSA	--	2	"
DGW(N)/DWCA	--	2	"
DNE	--	1	"
DGST(N)	--	1	"
DFM	--	1	"
DGA(N)	--	1	"
C in C FLEET (Tech Staff)	--	1	"
FOCAS	--	1	"
GENERAL MANAGER DEVONPORT	--	1	"
HEAD OF WSPG	--	1	"
O in C MPU	--	1	"
CMT	--	1	"
PWO CLYDE (Internal)	--	12	"
D of C (Ships)	--	1	"
CAPTAIN HMS BROADSWORD	--	4	"

37

SHIPBUILDER

Y(S)L (CONTRACTS)	--	1	Official Copy
PRODUCTION DIRECTOR	--	1	
OUTFITTING MANAGER	--	1	
ENGINEER MANAGER	--	1	
ELECTRICAL MANAGER	--	1	
CONTRACT SALES	--	1	
SHIP MANAGERS	--	2	
STEELWORK MANAGER	--	1	
QA MANAGER	--	1	
QC MANAGER	--	1	
DTO	--	1	

12

HEIS BROADSWORD - D 448

NOTES

1. All Sections may include related Electrical Ancillary Equipment where applicable.
2. All outstanding work including Modifications (Clause 41 or 42) is to be included on insert sheets in the appropriate Sections.
3. Each Item to have a unique D448 Serial Number related to the Question Number which should remain for all issues and readings of the D448.
4. Each Item should be classified as Shipbuilder or MOD(N) Liability. The MOD(N) Liability will generally relate to deficient ASIs, Ministry Sub-Contractors, Ships Staff or PNO. This amplification of the MOD(N) Liability can be added if necessary.
5. Items which have been referred to MOD(N) for investigation (Part B Items on Inspection Reports) are not to be included in the Preliminary and First Readings. Those items which have not been resolved should be tabled as an Annex at the Final Reading and produced by MOD(PE), DCH(N), DWCA, DNE, DNSP and DPD(S).

HMS BROADSWORD -- D 448

INSTRUCTIONS FOR READING FORM D 448

Before reading the D448 the Officer conducting the reading of the D448 should put the following questions:--

1. Is the Ship complete and properly fitted so far as contract work is concerned except where stated in the following Sections?
2. Has all the Quality Assurance Documentation associated with HMS BROADSWORD been completed by the Shipbuilder except where stated in the following Sections?
3. Have all Modifications (Clause 41 and 42) accepted by the Shipbuilder been completed except where stated in the following Sections?
4. Has all information of Concessions been adequately documented and have all major Concessions, for which a decision has not yet been reached, been incorporated in the following Sections?

The Principal Naval Overseer will answer these questions.

The Officer conducting the reading of the D448 will then read through the Sections that follow, for which the Principal Question need only be read.

The appropriate Overseer will answer for each question as it is called and refer to the appropriate Insert Sheet for details of the exception. He is also responsible for drawing the attention of the Officer conducting the reading to any item which gives cause for concern.

At the end of the reading, the Inspecting Officer will produce a list of Defects (if applicable) which resulted from the Inspection and these are to be subsequently embodied into the D448.

SECTION I

HMS BROADSWORD -- D 448

SECTION I -- HULL AND SHIPFITTINGS

101	Hull Structure including Superstructure	YES	EXCEPT ITEMS LISTED
102	Fuel, Ballast and Fresh Water Tanks	YES	EXCEPT ITEMS LISTED
103	Watertight/Cashtight Doors and Hatches	YES	EXCEPT ITEMS LISTED
104	Sea Tubes, Storm Valves, Overboard Discharges	YES	
105	Pumping, Flooding and Draining Arrangements	YES	EXCEPT ITEMS LISTED
106	Saltwater System	YES	EXCEPT ITEMS LISTED
107	Hot, Cold Fresh Water System	YES	EXCEPT ITEMS LISTED
108	Chilled and Tepid Water Systems	YES	EXCEPT ITEMS LISTED
109	Deck Hydraulic System	YES	EXCEPT ITEMS LISTED
110	Replenishment at Sea Arrangements	YES	EXCEPT ITEMS LISTED
111	Anchor Cable and Towing Arrangements	YES	EXCEPT ITEMS LISTED
112	Rigging, Derricks, Davits and Winches (including Stowages)	YES	EXCEPT ITEMS LISTED
113	Boats and Stowages	YES	EXCEPT ITEMS LISTED
114	Awings and Canvas Gear (including Stowages)	YES	EXCEPT ITEMS LISTED
115	Lifesaving Arrangements (including Guardrails)	YES	EXCEPT ITEMS LISTED
116	Weatherdeck Fittings and Stowages	YES	EXCEPT ITEMS LISTED
117	Ventilation and Air Conditioning Systems	YES	EXCEPT ITEMS LISTED
118	Bathrooms, WCs, Urinals and Sewage Plants	YES	EXCEPT ITEMS LISTED
119	Cabins, Messrs and Recreation Spaces	YES	EXCEPT ITEMS LISTED
120	Galleys, Pantries, Serveries and Dining Halls	YES	EXCEPT ITEMS LISTED

121	Canteen Facilities	YES	
122	Passageways and Lobbies	YES	EXCEPT ITEMS LISTED
123	Medical Facilities	YES	EXCEPT ITEMS LISTED
124	Store Rooms and Victualling Rooms including Lifts	YES	EXCEPT ITEMS LISTED
125	Laundry and Valet Arrangements	YES	EXCEPT ITEMS LISTED
126	Offices and Workshops	YES	EXCEPT ITEMS LISTED
127	NBCD and Firefighting Arrangements	YES	EXCEPT ITEMS LISTED
128	Incinerator	YES	EXCEPT ITEMS LISTED
129	Removal Routes and Lifting Arrangements (OMS)	YES	EXCEPT ITEMS LISTED
130	Navigation and Ceremonial Lighting	YES	EXCEPT ITEMS LISTED
131	Have all Alterations agreed as being within Clause 41 of the Contract been incorporated (Hull only)	YES	EXCEPT ITEMS LISTED
132	Have all 'C' Modifications (Clause 42) been incorporated?	YES	EXCEPT ITEMS LISTED
133	Are there any 'major' Hull Concessions for which a decision has not been reached?	NO	
134	Miscellaneous items not covered elsewhere	YES	EXCEPT ITEMS LISTED

D448 NO.	QUEST NO.	INSP. AUTH. NO. Y(S)L MOD-N	DESCRIPTION OF DISCREPANCY FROM DRAWING / SPECIFICATION & PROPOSED ACTION	LIABIL-ITY	INSPECTION AUTHORITY & DATE
			ENCLOSED, BRIDGE, DK. C2; 31-37; C/L		DTO-BRIDGE WINDOWS
1	101	2BW 4	LIGHT GAUGE WINDOW COVERS TO BE SUPPLIED	YSL	19 MAY 78
2	101	2BW 5	SERIAL NUMBER TALLY PLATES TO FIT AT WINDOWS 3, 6 & 10	YSL	19 MAY 78
3	101		<u>AIR TESTING</u> a) COMPT. 42 - WEAPON LIFT b) COMPT 46 - VERTIGO HOIST THE ABOVE HAVE YET TO BE SATISFACTORY AIR TESTED	Y.S.L.	TEST FORM 203-3
1	102	EAE 120	<u>CONVERSION MACHINERY ROOM</u> REF 36 - SOUNDING PIPE CAPS TO PROVIDE - 2 OFF	YSL.	ENG. INSPS - AIR ESCAPES 24/11/77
1	103		<u>W.T. DOORS AND MATCHES</u> THE FINAL INSPECTION OF ALL DOORS AND MATCHES HAS YET TO BE CARRIED OUT	YSL Q.C.	TEST FORM 202-3 W.B.
2	103		<u>DOORS AND MATCHES</u> SEVERAL W.T. DOOR RUBBERS ARE PERISHED AT THE CORNERS AND REQUIRE RENEWING.	YSL.	P.N.O.

D448 NO.	GUEST NO.	INSP. AUTHORITY (S) L	AUTFY. NO. MOD - N	DESCRIPTION OF DISCREPANCY FROM DRAWING / SPECIFICATION & PROPOSED ACTION	LIABILITY	INSPECTION AUTHORITY & DATE	
1	105	EDS	135	HELICOPTER HANGAR DK. 1; 94-107; P 616/01/04 ISS 22 SCUPPER ITEM 58 PIPE ITEM 593 FROM HANGER 02 DK (PORT) FRM 106-107 STILL TO FIT. ALSO PIPE 594 TO FULLY JOINT-UP AND HANGER	YSL	ENG. INSPS. - SCUPPERS, DRAINS & DISCHARGES 15 MAY 78	Q1
2	105	2DS	1	PASSAGEWAY DK. 2; 21-30; C/L ICE MAKING MACHINE TO BE FITTED AND DRAIN FLUSHED	YSL	DTO - SCUPPERS & DRAINS 16 NOV 78	
3	105	2DS	2	VENDAPAK MACHINE TO BE FITTED AND DRAIN FLUSHED	YSL / NoD	16 NOV 78	
4	105	EDS	123	WEATHERDECK DK. 2 AFT; 118-AE C/L 616/01/04 ISS 22 WELL DECK, SCUPPERS FROM HATCH WELL & PIPEWORK TO & IN STEERING GEAR COMPT, HAVE NOT BEEN FITTED	YSL	ENG. INSPS. - SCUPPERS, DRAINS & DISCHARGES 15 MAY 78	
5	105	EES	44	F/WARD AUXILIARY COMPT DK. 4; 51-58.5; C/L 612/11/20 ISSUE 04 BG 1034 STRUM BOX COVER MISSING	YSL	ENG. INSPS. - EDUCTOR, BILGE & SALVAGE 02 AUG 77	R1
6	105	EDS	271	AFT ENGINE ROOM DK. 4; 70-80; C/L L.O. TRANSFER PUMP 612/21/21 ISS 01 ITEM 195 B.G. PIPE TO FIT AND SECURE	YSL	ENG. INSPS. - SCUPPERS, DRAINS & DISCHARGES 31 MAY 78	Q2
7	105	EDS	272	L.O. TRANSFER PUMP 612/21/21 ISS 01 ITEM B.G. 196 HANGER TO FIT AND WELD	YSL	31 MAY 78	Q1
8	105	EDS	273	L.O. TRANSFER PUMP 612/21/21 ISS 01 FITTING ON PUMP SEAT TO BE INSTALLED	YSL	31 MAY 78	Q1

D448 NO.	QUEST NO.	INSP. AUTHY. NO. Y(S)L MOD-N	DESCRIPTION OF DISCREPANCY FROM DRAWING / SPECIFICATION & PROPOSED ACTION	LIABIL-ITY	INSPECTION AUTHORITY & DATE	
9	105	EDS 287	AFT ENGINE ROOM DK.4;70-80;C/L PORT TYNE ENCLOSURE DRAINS VALVE TALLY-NAME PLATES ETC TO BE FITTED	YSL	ENG. INSPS.-SCUPPERS, DRAINS & DISCHARGES 31MAY78	Q1
10	105	EDS 297	STBD TYNE ENCLOSURE DRAINS 612/21/20 ISS03 TALLYS AND NAMEPLATES TO FIT	YSL	ENG. INSPS.-SCUPPERS, DRAINS & DISCHARGES 31MAY78	Q1
11	105	EDS 190	AFT AUXILIARY MACHY ROOM DK.4;80-91;C/L 616/01/04 ISSUE 23 TALLY PLATES ETC TO FIT WHERE APPLICABLE	YSL	ENG. INSPS.-SCUPPERS, DRAINS & DISCHARGES 17MAY78	
12	105	EES 140	AFT AUXILIARY MACHY ROOM DK.4;80-91;C/L 612/12/20 ISSUE 08 BG.1270 STRAINER BOX TO FIT BULKHD 80.5 PORT, FROM PRESSURE SWITCH FLOOD LEVEL ALARM	YSL	ENG. INSPS.-EDUCTOR, BILGE & SALVAGE 22MAY78	Q1
13	105	EES 144	612/12/20 ISSUE 08 BG 1271 STRAINER BOX TO FIT BULKHD 80.5 STARBD FOR PRESSURE SWITCH FLOOD LEVEL ALARM	YSL	ENG. INSPS.-EDUCTOR, BILGE & SALVAGE 22MAY78	Q1
14	105	EDS 151	W.T.C. DK.4;95-97;S 616/01/04 ISS.22 W.T.C. IN GLAND SPACE (PORT) PIPE ITEM 707 STILL TO FIT	YSL	ENG. INSPS.-SCUPPERS, DRAINS & DISCHARGES 15MAY78	Q1
15	105	2ES 1	MISCELLANEOUS TALLIES TO FIT ON ALL EDUCTORS O.M.S.	YSL	DTO-EDUCTORS O.M.S. 30JUN78	
16	105	EDS 162	MISCELLANEOUS 616/01/04 ISS.22 SCUPPERS THROUGHOUT AFT SECTION TO HAVE GRATINGS FITTED	YSL	ENG. INSPS.-SCUPPERS, DRAINS & DISCHARGES 15MAY78	P

D448 NO.	QUEST NO.	INSP. AUTH. NO.		DESCRIPTION OF DISCREPANCY FROM DRAWING / SPECIFICATION & PROPOSED ACTION	LIABIL- ITY	INSPECTION AUTHORITY & DATE		
		Y(S)L	MOD-N			ENG. INSPS.	-SCUPPERS, DRAINS & DISCHARGE S	
17	105	EDS	239	MISCELLANEOUS DRWG 616/1/5 AND 6. INSULATION TO FULLY FIT WHERE REQD ON SYSTEM	YSL		25 MAY 78	P
18	105	EDS	241	DRWG 616/1/5 AND 6. LOCKING ARRGT'S TO FULLY FIT WHERE REQD ON THIS SYSTEM	YSL		25 MAY 78	P
19	105	EDS	354	DRWG 616/1/6 INSULATION TO FULLY FIT WHERE REQD ON SYSTEM	YSL		05 JUN 78	P
20	105	EDS	356	DRWG 616/1/6 LOCKING ARRGT'S TO FIT WHERE REQD ON SYSTEM	YSL		05 JUN 78	P
21	105	EDS	376	616/3/3 TALLIES & NAMEPLATES TO FIT WHERE REQUIRED	YSL		14 JUN 78	P

QUEST NO.	INSP. AUTHY. NO. Y(S)L MOD-N	DESCRIPTION OF DISCREPANCY FROM DRAWING / SPECIFICATION & PROPOSED ACTION	LIABIL-ITY	INSPECTION AUTHORITY & DATE	
1	106 2SS 4	2" & 3" ROCKET LAUNCHER SYSTEM STBD SIX SPRAY R.F. LOCKER STBD- SPRAYS TO BE PROVED	YSL	DTO-SPRAYING 14SEP78	
2	106 2SS 3	2" & 3" ROCKET LAUNCHER SYSTEM PORT SIX SPRAY R.F. LOCKER. PORT- SPRAYS TO BE PROVED	YSL	DTO-SPRAYING 14SEP78	
3	106 2SS 5	40/60 GUN MTG SYSTEM PORT THREE SPRAY R.F. LOCKER. PORT- SPRAYS TO BE PROVED	YSL	DTO-SPRAYING 14SEP78	
4	106 ESS 91	AFT ENGINE ROOM DK.4;70-80;C/L 612/16/20 ISSUE 02 TALLY PLATES TO FIT WHERE REQUIRED	YSL	ENG. INSPS.-SPRINKLER SYSTEM 25MAY78	
5	106 ESS 155	AFT AUXILIARY MACHY ROOM DK.4;80-91;C/L MULSISPRAY SYSTEM 612/17/20 ISS2 "SAVE-ALLS" WSE1308 (TWO OFF) TO BE FITTED AT FLANGES BETWEEN PIPES ITEMS 1280WSE 1251WSE AND VALVES ITEMS WSE1302 AS PER DRAWING	YSL	ENG. INSPS.-SPRINKLER SYSTEM 25MAY78	Q2
6	106 ESS 156	MULSISPRAY SYSTEM 612/17/20 ISS2 ALL VALVE NAMEPLATES AND TALLYS TO BE FITTED A REQUIRED	YSL	25MAY78	Q1
7	106 2SW 1	MISCELLANEOUS INSTANTANEOUS CONNECTION ON THE FOLLOWING HYDRANTS TO BE TURNED 180DEG (CLIP ON UNDERSIDE) N036 - A.C. PLANTROOM 82-83 2DK PORT N039 - PASSAGEWAY 102-103 2 DK STB N040 - PASSAGEWAY 104-105 2 DK STB N050 - S.G. FLAT 120-121 3DK STB N016 PASSAGEWAY 92-93 01DK STB	YSL	DTO-SALT WATER SYSTEM 09MAY78	

HMS Broadford D 448 UNCOMPLETED WORK SECTION I

D 448 SERIAL NUMBER	D 448 QUESTION NUMBER	INSP AUTH SERIAL NUMBER	DESCRIPTION OF DISCREPANCY FROM DRAWING/SPECIFICATION AND PROPOSED ACTION	LIABILITY	INSPECTION AUTHORITY TRIAL/INSPECTION
	106	316	S.W. HYDRANTS - <u>COMPATIBILITY WITH HOSE CONNECTIONS</u> 02 Dk/Frm 37 Port - Out of Tolerance COMPLETE	YSL	Q.C. Engs. Defect List
8	106	319	01 Dk/Frm 55 centre line - Not sighted	YSL	"
9	106	324	1 Dk/Frm 9 Port - Hydrant in use not checked	YSL	"
10	106	325	1 Dk/Frm 9 Stb'd - Out of tolerance	YSL	"
11	106	332	2 Dk/Frm 30 centre line - Blk'd connection - Not checked	YSL	"
12	106	333	2 Dk/Frm 30 Stb'd - Drain/Flush. Out of tolerance	YSL	"
13	106	334	2 Dk/Frm 24 Stb'd - O/B Disch - Not checked	YSL	"
14	106	335	2 Dk/Frm 45 centre line - Not checked - Hose full of water	YSL	"
15	106	345	3 Dk/Frm 77 Port - Not checked	YSL	"
16	106	348	3 Dk/Frm 110 Stb'd - Hose cannot be removed	YSL	"
17	106	349	3 Dk/Frm 121 centre line - Hose cannot be removed	YSL	"
18	106	350	4 Dk/Frm 44 centre line - not checked	YSL	"
19	106	352	FAMR - Aft Starboard - Bore out of Tolerance	YSL	"
20	106	356	AER - Frm 76 Stb'd - Bore out of Tolerance	YSL	"
21	106	357	AAMR - Fwd Centre Line - Bore out of Tolerance (Hose has been made to fit)	YSL	"

HMS BROADSWORD D 448 UNCOMPLETED WORK SECTION I

D 448 SERIAL NUMBER	D 448 QUESTION NUMBER	INSP AUTH SERIAL NUMBER	DESCRIPTION OF DISCREPANCY FROM DRAWING/SPECIFICATION AND PROPOSED ACTION	LIABILITY	INSPECTION AUTHORITY TRIAL/INSPECTION
22	106	358	<p><u>S W HYDRANTS - COMPATIBILITY WITH HOSE CONNECTIONS</u> AAMR - AFT Centre Line - Bore out of Tolerance (Hose has been made to fit)</p>	YSL	Q.C. ENGS. Defective List
23	106	359	AAMR - Sewage Treatment Compts - Not checked (Hatches battered down)	YSL	"
24	106	353	FER - Aft Port - Bore out of Tolerance	YSL	"
25	106	354	FER - Frm 66 Stb'd - Valve is leaking. Hose full of water	YSL	"

QUEST NO.	INSP. AUTH. NO. Y(S)L	MOD-N	DESCRIPTION OF DISCREPANCY FROM DRAWING / SPECIFICATION & PROPOSED ACTION	LIABIL-ITY	INSPECTION AUTHORITY & DATE
1	107 EHC 160		DECK STORE DK.1;99 -102;S DECK STORE 1 DECK STBD 611/03/04 ISS 12 PIPE ITEM 916 HANGER TO FIT AND SECURE	YSL	ENG. INSPS.- HOT & COLD FRESH WATER SYS. 12 JUN 78 P
2	107 2HC 8		A.C. WORK-SHOP DK.1;102-105 ;S HOT & COLD WATER TAPS TO FIT AT AIRCRAFT COMPONENT CLEANING TANK IN AIRCRAFT WORKSHOP	YSL	DTO-H&C F.W. SYSTEM 26 JUN 78
3	107 EHC 176		SNR HEADS DK.2;10-15;S S.R. HEADS FORD STBD 2DK GAUGES TALLIES ETC TO BE FITTED AS PER DRAWING	YSL	ENG. INSPS.- HOT & COLD FRESH WATER SYS. 12 JUN 78 Q1
4	107 EHC 12		JNR HEADS DK.2;104-110;S J.R. HEADS AFT STBD 2DK 611/03/04 ISS 12 GAUGES TALLIES ETC TO BE FITTED AS PER DRAWING	YSL	ENG. INSPS.- HOT & COLD FRESH WATER SYS. 12 JUN 78 Q2
5	107 EHC 158		N.B.C. STORE & STRIP AREA DK.2;116-118;S STRIPPING AREA 2 DECK STBD 611/03/04 ISS 12 PIPE ITEM 713 HANGER TO FIT AND SECURE	YSL	ENG. INSPS.- HOT & COLD FRESH WATER SYS. 12 JUN 78 Q1
6	107 EFW 142		DRY PROVISIONS & FLOUR STR DK.3;32.5-37;P 611/01/06 ISS 11 DRY PROVS & FLOUR ST FLANGES OF DECK PIECE (AT FWD BLK'D) HAVE NOT BEEN FULLY INSULATED BECAUSE OF WOODEN BATON	YSL	ENG. INSPS.- FRESH WATER SYSTEM 01 MAY 78
7	107 EFW 167		JNR. MESS & REC SPACE DK.3;110-118;C/L DRWG 611/1/3 PIPE 598 REQUIRES ADDL HANGER SUPPORT BRKT TO STOP EXCESSIVE VIBRATION	YSL	ENG. INSPS.- FRESH WATER SYSTEM 04 MAY 78

D448 NO.	QUEST NO.	INSP. AUTH. NO. Y(S)L	MOD-N	DESCRIPTION OF DISCREPANCY FROM DRAWING / SPECIFICATION & PROPOSED ACTION	LIABIL-ITY	INSPECTION AUTHORITY & DATE	
8	107	EFW	156	REFRIGERATION MACHY SPCE DK.4;37-41;C/L 611/01/06 ISS 11 FRIDGE SPACE LOCKING ARRANGEMENTS TO BE PROVIDED ON ALL VALVES	YSL	ENG. INSPS.- FRESH WATER SYSTEM 01MAY78	
9	107	EFW	11	F/WARD AUXILIARY COMPT DK.4;51-58.5;C/L 622/03/20 ISSUE 08 1007 F.W. THERMOMETER G.C. 1027 TO FIT	YSL	ENG. INSPS.- FRESH WATER SYSTEM 06OCT77	Q1
10	107	EFW	56	AFT AUXILIARY MACHY ROOM DK.4;80-91;C/L 622/04/20 ISSUE 06 THERMOMETER & POCKET GC 1264-1265 TO BE FITTED ON PIPE 12D3 FW	YSL	ENG. INSPS.- FRESH WATER SYSTEM 25NOV77	Q2
11	107	EFW	115	623/03/20 ISSUE 07 HOSE CONNECTION WDS 1250 TO FIT SHIPS F.W. SYSTEM	YSL	27APR78	Q1
12	107	EFW	129	623/03/20 ISSUE 07 THERMOMETER TO FIT ON 6.6 TONNE RESERVE FEED TANK	YSL	27APR78	Q1
13	107	EFW	216	611/01/05 ISSUE 13 TALLY PLATES. NAMEPLATES ETC TO FIT WHERE APPLICABLE	YSL	16MAY78	
14	107	SHC	1 1071	F.W. TANK DK.B4;30-37;S FWD P&S FRESH WATER TANK CALIBRATION CHARTS SUSPECT- TO BE CHECKED.	YSL	MTU-H&C F.W. SYSTEM 11SEP78	W
	107	EFW	190	MISCELLANEOUS DRWG 611/1/3 ALL LOCKING ARRANGMENTS TO BE FITTED WHERE REQD IN THIS SYSTEM	YSL	ENG. INSPS.- FRESH WATER SYSTEM 04MAY78	P
	107	EFW	191	DRWG 611/1/3 ALL TALLY PLATE ARRANGMENTS TO BE FITTED WHERE REQD IN THIS SYSTEM	YSL	04MAY78	P

D448 NO.	QUEST NO.	INSP. AUTHY. NO. Y(S)L MOD-N	DESCRIPTION OF DISCREPANCY FROM DRAWING /SPECIFICATION & PROPOSED ACTION	LIABIL- ITY	INSPECTION AUTHORITY & DATE
15	107	EFW 192	MISCELLANEOUS DRWG 611/1/3 ALL HANGERS TO HAVE WOOD BLOCKS REMOVED, FULLY INSULATED, SHIELDS FITTED AND CORRECT LENGTH OF BOLTS FITTED WHERE REQUIRED ON THIS SYSTEM	YSL	ENG. INSPS.- FRESH WATER SYSTEM 04 MAY 78 P
16	107	EHC 78	MISCELLANEOUS NAMEPLATES, TALLIES AND LOCKING AGES TO FIT WHERE REQUIRED	YSL	ENG. INSPS.- HOT & COLD FRESH WATER SYS. 09 JUN 78 P

QUEST NO.	INSP. NO.	AUTH. NO.	DESCRIPTION OF DISCREPANCY FROM DRAWING / SPECIFICATION & PROPOSED ACTION	LIABILITY	INSPECTION AUTHORITY & DATE
	Y(S)L	MOD-N			
1	108	ECW 32	SEAWOLF TRACKER OFFICE 02 DK; 43-48.5; C/L 613/01/06 ISS 8 ISOL 20 PIPEWORK UNDER FLOORING INS. BADLY DAMAGED TO BE REPAIRED	YSL	ENG. INSPS.- CHILLED WATER SYSTEM 04 OCT 77 02
2	108	ECW 265	F.A.M.R. D.T. FR. 55.5-57; P 613/01/03 ISSUE 07 ROTH BIDDLE COOLERS IN FAMR DOWNTAKES-COOLING FINS ON BOTH COOLERS HAVE BEEN DAMAGED-TO BE REPAIRED AND PROTECTED.	YSL	ENG. INSPS.- CHILLED WATER SYSTEM 13 APR 78
3	108	ECW 163	S'WOLF TRKR OFF&ANNEX DK. 02; 89-94.5; C/L 613/01/05 INSULATION ON PIPEWORK HAS BEEN BADLY DAMAGED BECAUSE OF CLOSENESS OF FLOOR PLATE BRKTS (NEAR FWD BLKD C/L)	YSL	ENG. INSPS.- CHILLED WATER SYSTEM 26 OCT 77 04
4	108	ECW 348	PASSAGEWAY DK. 1; 34-51; C/L DRWG 613/1/6 AIR ELIM ON RETURN LINE ITEM 237 PLASTIC HOSE STILL TO FIT AFT OF FRM 34	YSL	ENG. INSPS.- CHILLED WATER SYSTEM 09 MAY 78 01
5	108	ECW 211	C.C.R. H.P. DK. 1; 51-58.5; P 613/01/05 ISS 09 2 OFF UNION COUPLINGS TO BE FITTED ON PIPEWORK AT PANEL, SO THAT ALL CHILLED WATER PIPES TO PANEL ARE PORTABLE. (FLOW & RETURN STBD)	YSL	ENG. INSPS.- CHILLED WATER SYSTEM 01 DEC 77 03
6	108	ECW 359	ATU NO 6 DK. 1; 58.5-62.5; P DRWG 613/1/5 AIR ELIM ON FLOW LINE ITEMS 237 PLASTIC HOSE AND AVLVE H17 STILL TO BE FITTED	YSL	ENG. INSPS.- CHILLED WATER SYSTEM 09 MAY 78 03

D448 NO.	GUEST NO.	INSP. AUTH. NO. Y(S)L	MOD-N	DESCRIPTION OF DISCREPANCY FROM DRAWING / SPECIFICATION & PROPOSED ACTION	LIABILITY	INSPECTION AUTHORITY & DATE	
7	108	ECW	360	ATU NO 6 DK.1;58.5-62.5;P DRWG 613/1/5 AIR ELIM ON RETURN LINE ITEMS 237 PLASTIC HOSE AND VALVE 417 STILL TO BE FITTED	YSL	ENG. INSPS.- CHILLED WATER SYSTEM 09MAY78	Q2
8	108	2CW	3	E.C.M.EQUIPMENT DK.1;77-80.5P EMC EQUIPMENT COMPT NO 1 DK CONSTAFLO VALVE & THERMOMETERS NOT FITTED	YSL	DTO-CHILLED WATER SYSTEM O.M.S. 11APR78	
9	108	2CW	4	E.M.C.EQUIPMENT COMPT "Y" TYPE STRAINER NOT FITTED	YSL	11APR78	
10	108	2CW	5	E.M.C.EQUIPMENT COMPT 1 1/4" TEST TEE NOT FITTED	YSL	11APR78	
11	108	2CW	6	E.M.C.EQUIPMENT COMPT TRUFLO SWITCH TO FIT	YSL	11APR78	
12	108	ECW	207	PASSAGEWAY DK.1;80.5-89;C/L 613/01/05 ISS 09 ITEM 237, RUBBER HOSES TO FIT BOTH AIR ELIMINATORS	YSL	ENG. INSPS.- CHILLED WATER SYSTEM 01DEC77	Q2
13	108	ECW	215	A.T.U. NO 9 DK.2;39.5-43.5;S 613/01/05 ISS 09 UNION COUPLINGS TO FIT ON PIPEWORK AT PANEL	YSL	ENG. INSPS.- CHILLED WATER SYSTEM 30NOV77	Q5
	108	ECW	312	RC PLANT ROOMS DK.2;86.5-86.5; Panel STD DRWG 613/1/5 ALL LOCKING ARRANGEMENTS TO BE FITTED WHERE REQUIRED ON THIS SYSTEM IN COMPARTMENT	YSL	ENG. INSPS.- CHILLED WATER SYSTEM 03MAY78	
	108	ECW	313	DRWG 613/1/5 TALLY PLATE ARRANGEMENTS TO BE FULLY FITTED WHERE REQUIRED IN THIS SPACE	YSL	03MAY78	

QUEST NO.	INSP. AUTH. NO.	DESCRIPTION OF DISCREPANCY FROM DRAWING / SPECIFICATION & PROPOSED ACTION	LIABILITY	INSPECTION AUTHORITY & DATE	
NO.	Y(S)L MOD-N				
108	ECW 314	AC PLANT ROOM DK. 2; 80.5-86.5; S DRWG 613/1/5 ALL HANGERS TO BE PORTABLE ON THIS SYSTEM IN COMPARTMENT.	YSL	ENG. INSPS. - CHILLED WATER SYSTEM 03 MAY 78	Q1
108	ECW 305	AC PLANT ROOM DK. 2; 80.5-86.5; P DRWG 613/1/5 ALL LOCKING ARRANGEMENTS TO BE FITTED WHERE REQD ON THIS SYSTEM IN COMPARTMENT.	YSL	ENG. INSPS. - CHILLED WATER SYSTEM 03 MAY 78	
108	ECW 306	DRWG 613/1/5 TALLY PLATE ARRANGEMENTS TO BE FULLY FITTED WHERE REQUIRED IN THIS SPACE.	YSL	03 MAY 78	
108	ECW 307	DRWG 613/1/5 ALL HANGERS TO BE PORTABLE ON THIS SYSTEM IN COMPARTMENT.	YSL	03 MAY 78	Q1
14 108	ECW 88	PASSAGEWAY DK. 2; 91-104; C/L ON DRWG 613/1/4 ISS 6 PLASTIC HOSE ITER 237 STILL TO FIT	YSL	ENG. INSPS. - CHILLED WATER SYSTEM 20 OCT 77	
15 108	2TW 1	182 SONAR INST. COMP DK. 3; 118-120.5; S FLEXIBLE PIPE TO TEPID WATER PUMP DAMAGED TO BE RE-NEWED	YSL	DTO-TEPID WATER SYSTEM 18 DEC 77	
16 108	2TW 6	TALLY PLATES TO FIT (VALVES ETC)	YSL	18 DEC 77	
17 108	ECW 283	FORWARD ENGINE ROOM DK. 4; 58.5-70; C/L 613/01/05 ISSUE 13 STARBD COOLER F.A.M.R AIR VANES DAMAGED TO BE COMBED TO GIVE SPACE BETWEEN VANES	YSL	ENG. INSPS. - CHILLED WATER SYSTEM 03 MAY 78	R1
108	ECW 334	FORWARD ENGINE ROOM DK. 4; 70-80; C/L 613/01/05 ISSUE 13 TALLY PLATE NAME PLATES TO FIT THROUGHOUT SYSTEM AS REQUIRED	YSL	ENG. INSPS. - CHILLED WATER SYSTEM 11 APR 78	Q1

QUEST NO.	INSP NO.	AUTH. NO. Y(S)L	MOD-N	DESCRIPTION OF DISCREPANCY FROM DRAWING / SPECIFICATION & PROPOSED ACTION	LIABILITY	INSPECTION AUTHORITY & DATE	
				FT AUXILIARY MACHY ROOM DK. 4, 80 91, 67L		ENG. INSPS. - CHILLED WATER SYSTEM	
	108	ECW 464		613/01/05 ISSUE 13 TALLY PLATES/NAMES PLATES TO FIT WHERE APPLICABLE	YSL	22 MAY 78	
	108	ECW 465		613/01/05 ISSUE 13 LOCKS TO FIT WHERE REQUIRED	YSL	22 MAY 78	
				<u>MISCELLANEOUS ITEMS FOR C.W. SYSTEM</u>		ENG. INSPS. - CHILLED WATER SYSTEM	
18	108	ECW 218		613/01/05 ISS 09 THERMOMETER PROBES TO FIT THRO' OUT SYSTEM.	YSL	30 NOV 77	R2
	108	ECW 219		INSULATION TO COMPLETE THRO' OUT SYSTEM.	YSL	30 NOV 77	P
	108	ECW 220		WADLOCKS & TALLIES TO FIT THRO' OUT SYSTEM.	YSL	30 NOV 77	P
19	108	ECW 402		DRWG 613/1/5-6 CHILLED WATER PIPE SYSTEM TO BE FULLY INSULATED ALL WOOD BLOCKS TO BE REMOVED	YSL	09 MAY 78	P
20	108	ECW 403		DRWG 613/1/5-6 ALL PIPES IN THIS SYSTEM TO BE FULLY HANGERED ADDITIONAL HANGERS TO FIT WHERE REQUIRED	YSL	09 MAY 78	P
21	108	ECW 404		DRWG 613/1/5-6 HANGERS TO BE MADE PORTABLE IN WAY OF OMS REMOVAL ROUTES	YSL	09 MAY 78	P
22	108	ECW 405		DRWG 613/1/5-6 ALL TALLY PLATE ARRANGEMENTS TO BE FULLY FITTED WHERE REQD	YSL	09 MAY 78	P
23	108	ECW 406		DRWG 613/1/5-6 ALL LOCKING ARRANGMENTS TO BE FULLY FITTED WHERE REQD ON THIS SYSTEM	YSL	09 MAY 78	P
	108	ECW 432		DRWG 613/1/5 ALL PIPES IN THIS SYSTEM TO BE FULLY HANGERED ADDITIONAL HANGERS TO FIT WHERE REQD	YSL	16 MAY 78	P

HMS Broadford D 448 UNCOMPLETED WORK SECTION

D 448 SERIAL NUMBER	D 448 QUESTION NUMBER	INSP AUTH SERIAL NUMBER	DESCRIPTION OF DISCREPANCY FROM DRAWING/SPECIFICATION AND PROPOSED ACTION	LIABILITY	INSPECTION AUTHORITY TRIAL/INSPECTION
24	108.		<u>CHILLED WATER - SETTING TO WORK</u> 90% OF SYSTEM HAS STILL TO BE CHECKED USING SHIPS PUMPS.	Y.S.L.	TEST FORM 209-5

D448 NO.	QUEST NO.	INSP. AUTH. NO. Y(S)L	MOD-N	DESCRIPTION OF DISCREPANCY FROM DRAWING / SPECIFICATION & PROPOSED ACTION	LIABIL-ITY	INSPECTION AUTHORITY & DATE	
1	109	2HS	24	AER DT DK.01;78-81;P PORT AFT R.A.S. RECEIVER - SYSTEM RETURN VALVE - HAND WHEEL BROKEN - TO BE RENEWED	YSL	DT0-HYDRAULIC SYSTEM 31AUG78	
2	109	2HS	25	WEATHERDECK N002 DK.30-57 C/L P&S FWD R.A.S. RECEIVER - PIPEWORK TO BE COMPLETED	YSL	DT0-HYDRAULIC SYSTEM 31AUG78	Q1
3	109	2HS	9	HELICOPTER HANGAR CENTRE HANGAR WINCH - VEERING PIPE FOULS - TENSION ROLLER MAINTENANCE	YSL	DT0-HYDRAULIC SYSTEM 18MAY78	
4	109	2HS	11	RENDER PULL HANDLE BROKEN - TO BE REPLACED	YSL	18MAY78	
5	109	2HS	1	CAPSTAN & HYDRAULIC MACHY DK.1A;4-10; C/L NO 1 PUMP - SAFETY VALVE - SPINDLE BENT TO BE REPLACED	YSL	DT0-HYDRAULIC SYSTEM 18MAY78	
6	109	2HS	2	NO 1 PUMP VALVES AND GAUGES TO BE TALLIED	YSL	18MAY78	
7	109	2HS	3	NO 2 PUMP VALVES AND GAUGES TO BE TALLIED	YSL	18MAY78	
8	109	2HS	4	PUMP GAUGES TO BE SUITABLY MOUNTED	YSL	18MAY78	
9	109	2HS	5	ACCUMULATOR AND AIR VESSEL - VALVES AND GAUGES - TO BE TALLIED	YSL	18MAY78	
10	109	2HS	6	RESERVOIR VALVES - TO BE TALLIED	YSL	18MAY78	Q1
11	109	2HS	21	PUMP & SYSTEM - CORRECT GAUGES TO BE FITTED	YSL	18MAY78	Q1
12	109	EHS	102	PASSAGEWAY DK.2;104-110;C/L 665/07/05 ISS 13 4 OFF PIPES FROM S/R'S HEADS TO BE HANGERED CLEAR OF BLK'D PENETRATIONS, ALSO SHEET LEAD TO FIT IN PENETRATIONS	YSL	ENG. INSPS. - HYDRAULIC SYSTEM 18MAY78	Q1

QUEST NO.	INSP. AUTH. NO.	DESCRIPTION OF DISCREPANCY FROM DRAWING / SPECIFICATION & PROPOSED ACTION	LIABIL-ITY	INSPECTION AUTHORITY & DATE
	Y(S)L MOD-N			
13	109 EHS 100	T.A.S. STORE DK.2; 108-110; P 665/07/05 ISS 13 PIPE ITEMS 1187 & 1188, TO BE SECURELY HANGERED	YSL	ENG. INSPS. - HYDRAULIC SYSTEM 18 MAY 78 Q1
14	109 2HS 14	STEERING GEAR & HYDRAUL. DK.3; 120-125; C/L NO 1 PUMP - VALVE AND GAUGES TO BE TALLIED	YSL	DTO - HYDRAULIC SYSTEM 18 MAY 78
15	109 2HS 15	NO 2 PUMP - VALVE AND GAUGES TO BE TALLIED	YSL	18 MAY 78
16	109 2HS 16	PUMP GAUGES TO BE SUITABLY MOUNTED	YSL	18 MAY 78
17	109 2HS 17	ACCUMULATOR AND AIR VESSEL - VALVES AND GAUGES - TO BE TALLIED	YSL	18 MAY 78
18	109 2HS 18	RESERVOIR - VENT FILTER DAMAGED - TO BE REPLACED	YSL	18 MAY 78
19	109 2HS 19	RESERVOIR - VALVES TO BE TALLIED	YSL	18 MAY 78
20	109 2HS 20	PUMP & SYSTEM - CORRECT GAUGES TO BE FITTED	YSL	18 MAY 78 Q1
21	109 EHS 25	STEERING GEAR & HYDRAUL. DK.3; 120-125; C/L 665/07/04 ISS 07 PIPE ITEM 2011, FROM INB'D RESERVOIR, TO BE SECURELY HANGERED	YSL	ENG. INSPS. - HYDRAULIC SYSTEM 08 MAY 78 Q1
22	109 EHS 29	665/07/04 ISS 07 PIPE ITEM 1095, FOULS TANK SUPPORT TO BE HANGERED CLEAR.	YSL	08 MAY 78 Q1
23	109 EHS 56	665/07/04 ISS 07 PRESSURE GAUGE PANEL TO BE SECURED TO SUPPORT BRKT.	YSL	17 MAY 78 Q1

D448 NO.	QUEST NO.	INSP. AUTHY. NO. Y(S)L	MOD - N	DESCRIPTION OF DISCREPANCY FROM DRAWING / SPECIFICATION & PROPOSED ACTION	LIABIL- ITY	INSPECTION AUTHORITY & DATE
24	109	EHS	67	STEERING GEAR & HYDRAUL. DK. 3; 120-125; C/L 665/07/04 ISS 07 HANGER TO FIT & WELD TO PIPE BETWEEN POINTS NOS 12 & 13	YSL	ENG. INSPS. - HYDRAULIC SYSTEM 17 MAY 78
25	109			<u>DECK HYDRAULICS</u> FLUSHING STILL TO BE COMPLETED ON :- a) HELICOPTER SERVICES b) HELICOPTER WINCHES c) U2TIFLO HOIST	YSL	TEST FORM 215-2/3
26	109			<u>DECK HYDRAULICS - OPERATIONAL TRIAL</u> a) PRESSURE SETTINGS & CUT-OUTS b) RAS WINCHES FWD & AFT c) SEAWOLF R.U. LIFT AFT d) HELICOPTER WINCHES e) U2TIFLO HOIST f) WEAPON LIFT	YSL	TEST FORM 215-6

HMS Broadford D 448 UNCOMPLETED WORK SECTION 1

448 SERIAL NUMBER	I 448 QUESTION NUMBER	INSP AUTH SERIAL NUMBER	DESCRIPTION OF DISCREPANCY FROM DRAWING/SPECIFICATION AND PROPOSED ACTION	LIABILITY	INSPECTION AUTHORITY TRIAL/INSPECTION
1	110		<p><u>OVER THE BOW FUELLING</u></p> <p>Stbd roller fairlead - lower roller seized. Roller to be freed and maintained. Function of grease nipples to be checked.</p>	YSL	FI Seamanship DNE
2	110.		01 penants to be completed and tested.	YSL	
3	110		<p><u>TEST DATA</u></p> <p>All test tally plates to be completed with test data</p>	YSL	
4	110.		<p><u>PROBE RECEIVER FUELLING POSITION Pt. & STD</u></p> <p>IT IS IMPOSSIBLE TO CONNECT A STANDARD R.A.S. HOSE INTO THE DECK CONNECTION WHEN CONNECTED TO THE RECEIVER HEAD. SIMILAR PROBLEMS EXPERIENCED ON TYPE 42s AND INVESTIGATIONS IN HAND TO SUPPLY AND FIT A NEW TYPE FLEXIBLE HOSE.</p>	MOD(LN)	PND TELELEX DTG 171008/01T REFLS.
5	110	C184	Ras arm control piping StBd side 40 Stn hydraulic piping fouled by screen at throughout position. Hole to be widened	WBD/YSL	WBD/YSL
6	110	C185	Ras arm control piping port and StBd 40 Stn hanger requires welding to superstructure	WWD/YSL	

HMS BRADSLORD D 448 UNCOMPLETED WORK SECTION

D 448 SERIAL NUMBER	D 448 QUESTION NUMBER	INSP AUTH SERIAL NUMBER	DESCRIPTION OF DISCREPANCY FROM DRAWING/SPECIFICATION AND PROPOSED ACTION	LIABILITY	INSPECTION AUTHORITY TRIAL/INSPECTION
7	110.		<u>R.A.S.</u> a) 4 IN N° EYE PLATES STILL TO LOAD TEST.	YSL.	TEST FORM 270-3
8.	110.		<u>R.A.S.</u> THE FWD AND AFT R.A.S WINCH HAS STILL TO BE LOAD TESTED	YSL	TEST FORM 221-3

U.S. BROADSWORD D 448 UNCOMPLETED WORK SECTION 1

448 SERIAL NUMBER	D 448 QUESTION NUMBER	INSP AUTH SERIAL NUMBER	DESCRIPTION OF DISCREPANCY FROM DRAWING/SPECIFICATION AND PROPOSED ACTION	LIABILITY	INSPECTION AUTHORITY TRIAL/INSPECTION
1	111	C156 ✓	Focslie Hawser pipe grills to be provided	WBD/YSL	DNE FI W' DECKS
2	111	C159 ✓	Cable ramp to cable holders to extend flush to cable holder (trial anchor and cable arrangements dated 12 July 78 item C142)	WBD/YSL	
3	111	C160	Cover and hanger required A G L P pipe on deck StBd side Capstan control box	WBD/YSL	

HMS BROADSWORD D 448 UNCOMPLETED WORK SECTION 1

D 448 SERIAL NUMBER	I 448 QUESTION NUMBER	INSP AUTH SERIAL NUMBER	DESCRIPTION OF DISCREPANCY FROM DRAWING/SPECIFICATION AND PROPOSED ACTION	LIABILITY	INSPECTION AUTHORITY TRIAL/INSPECTION
4	111	104	<u>ANCHOR AND CABLE ARRGTs</u> Bolster in channel to bullring, ford of datum plate requires fairing plate to avoid shackles jamming as at present. Modified arrangements to include the cover for datum plate and adequate securing fixtures.	WBD/YSL	Trial Anchor & Cable Arrgts DNE
5		108	A lugged anchor shackle will be required for the ford towing clench.	WBD/YSL	
6		111	Jackstaff stowage to be provided. COMPLETE PNO	WBD/YSL	
7		113	Portable stopper plate to be provided. COMPLETE PNO	WBD/YSL	
8		114	Item 107 4 in No lugless joining shackles to be provided (Spares)	WBD/YSL	
9		115	Item 106 1 in No lugged joining shackle to be provided	WBD/YSL	
10		128	Cable holder connecting up bars and stowage to be provided	WBD/YSL	
11		C143	Inspection covers for cable ramps (4 in No) are tack welded to ramps and not bolted as design covers to be removed and bolted in position.	YSL	
12		C138	<u>CAPSTAN M/C COMPARTMENT</u> Insulation to complete deckhead, ship's side and some		DNE INSP OF MISC. COMETS.

D448		GUEST		INSP. AUTHY. NO.	DESCRIPTION OF DISCREPANCY FROM DRAWING / SPECIFICATION & PROPOSED ACTION	LIABIL- ITY	INSPECTION AUTHORITY & DATE
NO.	NO.	Y(S)L	MOD-N				
					HAWSER, STORE DK. 1A; C-4; C/L		DTO-CAPSTANS, ANCHORS & CABLES
13	111	2CA	2		ADAPTOR PIECE YET TO BE SUPPLIED	YSL	23 JUN 78
13	111	2CA	3		1 IN NUMBER LUGLESS JOINING SHACKLES YET TO BE SUPPLIED	YSL	23 JUN 78
14	111	2CA	4		1 IN NUMBER BOUY SECURING SHACKLE MISSING TO BE REPLACED	YSL	23 JUN 78
15	111	2CA	5		1 IN NUMBER BLAKE STOPPER MISSING TO BE REPLACED	YSL	23 JUN 78
16	111	2CA	6		TOWING PENDANT NO 8 X 15M YET TO BE MADE UP. SPECIAL LINKS AND THIMBLES NOT YET IN YARD	YSL	23 JUN 78
17	111	2CA	7		2 IN NO SENHOUSE SLIPS YET TO BE SUPPLIED	YSL	23 JUN 78
	111	2CA	8		1 IN NO ADAPTOR PIECE YET TO BE SUPPLIED	YSL	23 JUN 78

HMS Broadsword D 448 UNCOMPLETED WORK SECTION 1




D 448 SERIAL NUMBER	D 448 QUESTION NUMBER	INSP AUTH SERIAL NUMBER	DESCRIPTION OF DISCREPANCY FROM DRAWING/SPECIFICATION AND PROPOSED ACTION	LIABILITY	INSPECTION AUTHORITY TRIAL/INSPECTION
1	112	C208	<u>AFTER BOOM</u> a. Topping lift shackle pin lugs need easing b. Heel fitting too slack wrong side	WBD/YSL WBD/YSL	DNE FL REPORT WEATHERDECK.
2	112		<u>DERRICKS, HOISTS, ETC - LOAD TESTS</u> a) Vertiflow Moist b) Seawolf R U Lift - Aft c) Weapons Lift f) Sonar 182 Davit - Manual Operation g) Accommodation Ladder Winch	Y(S)L	Test Form 221-3
3	112		<u>Miscellaneous Rigging & Lifting Appliances</u> 65 Items still to be load tested	Y(S)L	Test Form 236-3

HMS Broadford D 448 UNCOMPLETED WORK SECTION 1







D 448 SERIAL NUMBER	D 448 QUESTION NUMBER	INSP AUTH SERIAL NUMBER	DESCRIPTION OF DISCREPANCY FROM DRAWING/SPECIFICATION AND PROPOSED ACTION	LIABILITY	INSPECTION AUTHORITY TRIAL/INSPECTION
4	112	C63	P3-08 ITEM 80 BOLLARD STROPS (RIGGING WARRANT) Bollard strops, 2 in number, have full turns in causing crossover of wire adjacent to thimble. To be rectified.	YSL	FI Seamanship DNE
5	112	C64	P3-14 Item 194 STIRRUPS (RIGGING WARRANT) To be completed	YSL	
6	112	C65	P3-21 ITEMS 262, 268, 270, 272, S.O.W. EQUIPMENT RIGGING WARRANT ASIs not yet received. There is no Swimmer capability without this equipment	PNO	
7	112	C66	P3-28 ITEMS 342-349, 352-355 DAN BUOY (RIGGING WARRANT) All items MOD(N) supply and not received.	PNO	
			[REDACTED]		
			[REDACTED]		
			[REDACTED]		
			[REDACTED]		
			[REDACTED]		

D448 NO.	QUEST NO.	INSP. AUTHY. NO. Y(S)L	MOD-N	DESCRIPTION OF DISCREPANCY FROM DRAWING /SPECIFICATION & PROPOSED ACTION	LIABIL- ITY	INSPECTION AUTHORITY & DATE
				SONAR 182 U/D EQUIPT DK2 AFT		DTO-DERRICKS, DAVITS, H.O. 23 & HOISTS
8	112	2DH	7	MINIMUM SPEED OF 182 WINCH 3M/MIN COULD NOT BE ACHIEVED TO BE INVESTIGATED.	YSL	12OCT78
9	112	2DH	9	182 SONAR DAVIT WILL NOT OPERATE THROUGH ITS FULL HEIGHT OR DEPRESSION OWING TO THE SHIPS STRUCTURE. FULL DEPRESSION 90 DEG. PORT FOULING BULWARK. FULL HEIGHT OUTBD & INBD FOULS 1DK OVERHANG. TO BE RECTIFIED	YSL/MO	13DEC78 <u>SEE ALSO SECTION III</u> <u>T.A.S. INSPECTION</u>

MS BROADS. ORD D 448 UNCOMPLETED WORK SECTION

D448 QUESTION NUMBER	INSP AUTH SERIAL NUMBER	DESCRIPTION OF DISCREPANCY FROM DRAWING/SPECIFICATION AND PROPOSED ACTION	LIABILITY	INSPECTION AU TRIAL/INSPECT
		<u>HAWSER STORE FORWARD</u>		FI HAS STORES DNE
112	COMPLETE	The prewet pipe is not routed as shown on the layout drawing and will require protection in way of the scuttle.	COMPLETE WBD/YSL	
10 112	2. ✓	Pendant lights, item 107, to have guards fitted as shown on layout drawing.	WBD/YSL	
11 112	3. ✓	Wood gratings, item 116, to be fitted.	WBD/YSL	
12 112	4.	Item 122, tubular lever for W.T. door to be fitted.	WBD/YSL	
13 112	5.	Eyeplate, item 526, to be painted black and tallied.	WBD/YSL	
112	6.	Leaking scuttle to be made watertight. COMPLETE PNO	WBD/YSL	
8 112	COMPLETE	The jumping ladder and eyeplates, items 122 and 114, are not required at this scuttle because for escape the bin and wood battens provide a natural ladder. Drawing to be amended.	COMPLETE WBD/SDO	
14 112	8. ✓	Limber hole to be drilled in after bulkhead radial stiffener, starboard side.	YSL.	
		  SEE UNDED 124 COMPTS. OVR		

MS BROADSWORD D 448 UNCOMPLETED WORK SECTION 1

448 SERIAL NUMBER	D 448 QUESTION NUMBER	INSP AUTH SERIAL NUMBER	DESCRIPTION OF DISCREPANCY FROM DRAWING/SPECIFICATION AND PROPOSED ACTION	LIABILITY	INSPECTION AUTHORITY TRIAL/INSPECTION
	113	C202	BOAT ARRANGEMENTS 		DNE FI W'dels
1	113	C203	Gripes require parcelling to protect against chafe at keel	WBD/YSL	
2	113		<u>Boats & Stowages</u> a) Boat Slings - Test Certificate b) Hydraulic Pressure to be Recorded c) Dory - Raise/Lower/Stow e) Dinghy - " " " f) Gemini - " " "	Y(S)L	Test Form 216-6
					

HMS BROADSWORD D 448 UNCOMPLETED WORK SECTION 1

D 448 SERIAL NUMBER	D 448 QUESTION NUMBER	INSP AUTH SERIAL NUMBER	DESCRIPTION OF DISCREPANCY FROM DRAWING/SPECIFICATION AND PROPOSED ACTION	LIABILITY	INSPECTION AUTHORITY TRIAL/INSPECTION
1	114	C67	<p><u>AWNING EARRINGS</u></p> <p>All awning tackles are 12"-18" short of two blocks due to the long length of earrings. With a stretch factor of 1:12 the awning will very soon sag badly. Earrings to be shortened, length to be discussed with Ships staff.</p>	WBI/YSL	FI Seamanship DNE
2	114	C68	<p><u>MARKING OF AWNINGS/CURTAINS</u></p> <p>All ownings and side curtains to be marked with positions on outboard faces enabling identification by ship's staff.</p>	YSL	
3	114	C69	<p><u>KEEP CHAINS - STANCHION BOLTS</u></p> <p>Keep chains to be provided and fitted iaw drawing No 530/03 sht 6.</p>	YSL	
4	114	C70	<p><u>CL STANCHION - LACK OF SUPPORT</u></p> <p>With stanchion lugs in two parts only two lugs - main and port support are taking weight. St'bd support moves freely in rocket. Propose amidship CL stanchion lugs are of complete lengths and not constructed in two parts, as FR's & Aft CL stanchions.</p>	YSL	
5	114	C71	<p><u>SIDECURTAIN JACKSTAY</u></p> <p>Jackstay to be provided and fitted to enable the side curtains to be secured.</p>	YSL	
6	114	C72	<p><u>FR'D GABLE END</u></p> <p>Cable end, FR'D, inboard side of doorway requires lengthening by 8". Ceremonial gable end likewise.</p>	YSL	

HMS Broadford D 448 UNCOMPLETED WORK SECTION 1

D 448 SERIAL NUMBER	D 448 QUESTION NUMBER	INSP AUTH SERIAL NUMBER	DESCRIPTION OF DISCREPANCY FROM DRAWING/SPECIFICATION AND PROPOSED ACTION	LIABILITY	INSPECTION AUTHORITY TRIAL/INSPECTION
7	114	C73	<u>CEREMONIAL AWNING</u> S hooks to be provided to centre line ridge rope of ceremonial awning to enable centre of ceremonial awning to be secured to centre line ridge wire.	YSL	FI Seamanship DNE
8	114	C75	<u>40MM GUN COVER PORT</u> Cover requires fitting with a draw string at base to complete	YSL	
9	114	C76	<u>COVERS - MARKING</u> All covers to be marked on the inside to identify position	YSL	
10	114	C77	<u>COVERS NOT SIGHTED</u> 1. 27' Motor Whaler 2. 24' " Boat 4. Dinghy 5. Gemini 6. Olympus Exhaust Port & Stbd 7. Tyne " " " 8. Incinerator Outlet 9. Siren 10. Helicopter Landing G.R.U. DGA(N) 11. Accommodation Ladder Winch Control 12. Outboard Motor Test Tank 13. Flag Lockers P & S 14. 182 Winch.		

WMS Broadford D 448 UNCOMPLETED WORK SECTION 1

448 SERIAL NUMBER	D 448 QUESTION NUMBER	INSP AUTH SERIAL NUMBER	DESCRIPTION OF DISCREPANCY FROM DRAWING/SPECIFICATION AND PROPOSED ACTION	LIABILITY	INSPECTION AUTHORITY TRIAL/INSPECTION
1	115	1	<u>LIFESAVING ARRGTs.</u> Installation check to complete	Y(S)L	Test Form 224-1
2	115	2	<u>LIFESAVING EQUIPMENT</u> - a) Operational Trial to complete b) Swimmer of the Watch Gantry to be Re-tested.	Y(S)L	Test Form 225-6
3	115	C196 ✓	<u>LIFESAVING ARRANGEMENTS</u> Upper deck spare life jacket stowage 01 port amid ships outboard to be shown on drawing (amended arrangement) 2nd stowage required (item B8 FI report refers)	WBD/YSL/SDC WBD/DGShips	DNE Inspection Report 17/BRO/511 dated 17th Jan 1979
4	115	D212 ✓	(98) Ventilation holes to be drilled in four hazardous life jacket stowage cupboards	WBD/YSL	

HMS BROADS. ORD D 448 UNCOMPLETED WORK SECTION 1

D 448 SERIAL NUMBER	L 448 QUESTION NUMBER	INSP AUTH SERIAL NUMBER	DESCRIPTION OF DISCREPANCY FROM DRAWING/SPECIFICATION AND PROPOSED ACTION	LIABILITY	INSPECTION AUTHORITY TRIAL/INSPECTION
			[REDACTED]		[REDACTED]
			[REDACTED]		
			[REDACTED]		
			[REDACTED]		
1	116	C74	ACCOMMODATION LADDER All defective lamps to be renewed on handrail.	YSL	DNE F.I. WEATHER DECK.
2	116	75	Keep chains to be provided and fitted to all furniture stanchion bolts	YSL	"
3	116	76	Retaining pin for lower retaining leg of upper platform to be provided and fitted.	YSL	"
4	116	77	Furniture stanchions showing rust spots. To be rectified.	WBI/YSL/ PNO	"

HMS BROADSWORD D 448 UNCOMPLETED WORK SECTION / FINAL WEATHERDECK

D 448 SERIAL NUMBER	D 448 QUESTION NUMBER	INSP AUTH SERIAL NUMBER	DESCRIPTION OF DISCREPANCY FROM DRAWING/SPECIFICATION AND PROPOSED ACTION	LIABILITY	INSPECTION AUTHORITY TRIAL/INSPECTION
5	116	C145	<p><u>WEATHERDECKS - GENERAL</u></p> <p>Rubber padding for securing clamps to be provided/stuck down</p> <p>a. Fw. Jackstaff stowage b. After boom deck clamp</p>	WBD/YSL	DNE Inspection Report 17/BRO/511 dated 17 Jan 1979
6	116	C146	Blanking screws for portable equipment pads to be provided throughout. (item C14 PI report)	WBD/YSL	
7	116	C147	Cemtex dummy gland tubes incomplete throughout (Item c13 PI report)	WBD/YSL	
8	116	C148	<p>Ceremonial lighting brackets and sockets (as shown in drg.) missing</p> <p>a. 01 deck just inboard port and StBd fwd bollards no brackets at spurnwater b. 01 deck 79/80 Stn Port and StBd deck sockets missing</p>	WBI/YSL	
9	116	C149	Manometer air outlets port/StBd fwd/aft requires blanking bolts	WBD/YSL	
10	116	C150	W/T door Clip levers. 50% require clips and levers fitting	WBD/YSL	

HMS BROADSWORD D 44E UNCOMPLETED WORK SECTION FINAL WEATHERDECKS

D 448 SERIAL NUMBER	D 448 QUESTION NUMBER	INSP AUTH SERIAL NUMBER	DESCRIPTION OF DISCREPANCY FROM DRAWING/SPECIFICATION AND PROPOSED ACTION	LIABILITY	INSPECTION AUTHORITY TRIAL/INSPECTION
11	116	C151 ✓	<u>WEATHER DECKS</u> Deck paint finish. Areas worn to bare metal at brow and access points to be treated before final paint coat.	WBD/YSL	DNE Inspection Report 17/BRO/511 dated 17th Jan 1979
12	116	C152 ✓	<u>FOC'SLE (FE - 21 STN)</u> Dummy gland with screw thread to be fitted next to anchor light electrical supply gland in eyes of ship	WBD/YSL	
13	116	C155	Escape scuttle lever to be provided port bulkhead at 5 Stn	WBD/YSL	
14	116	C157	Eyeplate or clamp securing arrangement required for G.P Davit head stowage StBd side (5 Stn)	WBD/YSL	
15	116	C158	Pipehanger (HP Air) StBd bulwark (Stn 4) <u>Reqd.</u>	WBD/YSL	
16	116	C161	Limber holes to be cut port fwd screen in dureson flange supports	WBD/YSL	

HMS BROADSWORD D 44E UNCOMPLETED WORK SECTION FINAL WEATHERDECKS

D 448 SERIAL NUMBER	D 448 QUESTION NUMBER	INSP AUTH SERIAL NUMBER	DESCRIPTION OF DISCREPANCY FROM DRAWING/SPECIFICATION AND PROPOSED ACTION	LIABILITY	INSPECTION AUTHORITY TRIAL/INSPECTION
17	116	C162	FCSLE screen W/T door hold back (Port) to be lengthened to fit	WBD/YSL	DEW DNE FI W' DECKS.
18	116	C163	Stormrail StBd side foc'sle screen door to be fitted i. a. w drawing	WBD/YSL	
19	116	C164	Cleats aft of port & stbd bollards to be removed. Drawing to be amended	WBD/YSL/ PNO	
20	116	C165	<u>01 DECK (21-40 Stn)</u> Stainless steel brow pad incorrectly positioned portside spurnwater. Brass screws badly corroded port & stbd; to be replaced	WBD/YSL	
21	116	C166	Earthing studs not fitted aft of port and StBd brow positions at deckedge	WBD/YSL	
22	116	C167	Pipe hanger required 32 Stn port beneath hose basket	WBD/YSL	
23	116	C168	Valve handle stowage at 32 Stn port to be fitted and shown on drawing	WBD/YSL/ SDO	
24	116	C169	Scrambling net bar ends to be buffed and finished (port and StBd)	WBD/YSL	

HMS BROADSWORD D 448 UNCOMPLETED WORK SECTION FINAL WEATHERDECKS

D 448 SERIAL NUMBER	D 448 QUESTION NUMBER	IMP AUTH SERIAL NUMBER	DESCRIPTION OF DISCREPANCY FROM DRAWING/SPECIFICATION AND PROPOSED ACTION	LIABILITY	INSPECTION AUTHORITY TRIAL/INSPECTION
25	116	C170 ✓	01 DECK (57-107 STN) Short cable rollers to be fitted (port StBd Fwd and Aft) Pre-wet pipe hangers to be resited in wake.	WBD/YSL	DNE Inspection Report 17/BRO/511 dated 17th Jan 1979
26	116	C171 ✓	Redundant pipe hangers at 51 Stn port deckhead (leading forward) to be removed. Pre-wet piping along deckhead to be straightened	WBD/YSL	
27	116	C172	Chilled water supply pipe at 73 Stn port and StBd (beneath hose baskets) without valves	WBI/YSL	
28	116	C173 ✓	Eyeplate bent StBd side deck edge 81 Stn to be straightened or replaced	WBD/YSL	
29	116	C174	93 Stn main mast after screen two valve lever stowages without lever	WBD/YSL	
30	116	C175	Forward bulkhead Sea Wolf Tracker superstructure screen (99 Stn StBd) spigot and bolt holes above pre-wetting nozzle to be fitted or faired in	WBD/YSL	
31	116	C176 ✓	StBd screen Sea Wolf superstructure 103 Stn. Ladder to 02 deck - pre-wet nozzle to be shifted to upper position	WBD/YSL	
32	116	C177	Pipe hanger required L.P. Air outlet at bulkhead recess adjacent liferafts StBd side (105 Stn)	WBD/YSL	

HMS BROADSWORD D 448 UNCOMPLETED WORK SECTION FINAL - WEATHERDECKS

D 448 SERIAL NUMBER	D 448 QUESTION NUMBER	INSP AUTH SERIAL NUMBER	DESCRIPTION OF DISCREPANCY FROM DRAWING/SPECIFICATION AND PROPOSED ACTION	LIABILITY	INSPECTION AUTHORITY TRIAL/INSPECTION
33	116	C179	<u>03 DECK</u> 910 tracker hatches (Fwd and aft) require chains for portable stanchions	WBD/YSL	DNE Inspection Report 17/BRO/511 dated 17th Jan 1979
34	116	C180	✓ Prewetting pipe just aft of 910 tracker deck (fwd) break - water <u>To BE SECURED</u> .	WBD/YSL	
35	116	C181	✓ 910 tracker deck (Fwd) ladder to 02 deck requires shackle for safety chain	WBD/YSL	
36	116	C182	<u>02 DECK</u> Port side bridge 49 Stn ratings galley exhaust grill rubber seatings need securing	WBD/YSL	
37	116	C183	✓ Navigation light boxes port and StBd. Screening chocks to be enlarged to fill gaps at top and bottom (allowing light to filter out beyond screened arcs)	WBD/YSL	

MS BROADSWORD D 44E UNCOMPLETED WORK SECTION FINAL WEATHERDECK

D 448 SERIAL NUMBER	D 448 QUESTION NUMBER	INSP AUTH SERIAL NUMBER	DESCRIPTION OF DISCREPANCY FROM DRAWING/SPECIFICATION AND PROPOSED ACTION	LIABILITY	INSPECTION AUTHORITY TRIAL/INSPECTION
38	116	C187 ✓	<u>FLIGHT DECK</u> Dummy gland tube at ensign position requires cement and cover	WBD/YSL	DNE Inspection Report 17/BRO/511 dated 17th Jan 1979.
39	116	C188	Accommodation ladder winch hydraulic pipe at deckhead (StBd) requires hangers	WBD/YSL	
40	116	C189	Natural exhaust A/C workshop (StBd) requires grill screws	WBD/YSL	
41	116	C190 ✓	<u>QUARTERDECK</u> Scupper pipes from deckhead at port and StBd flight deck hatches to be fitted	WBD/YSL	
42	116	C191	Mediterranean ladder to be supplied and fitted (items B5 PI report refers) StBd side fitting desired	WBD/YSL	
43	116	C192 ✓	Gas bottle stowage warning notice to be painted at Fwd screen. Gas bottle pads to be painted	WBD/YSL	
44	116	C193	W.P. handset stowage to be fitted Fwd screen amid ships as per drawing	WBD/YSL	
45	116	C194	'Ready to lay' danbuoy stowage clamps to be fitted outboard StBd side	WBD/YSL	
46	116	C195 ✓	Repositioning of Fd/Flt deck ladder to be amended on drawing. Old ladder securing lugs to be removed	WBD/YSL	

IMS BROADSIDE D 448 UNCOMPLETED WORK SECTION

D 448 SERIAL NUMBER	I 448 QUESTION NUMBER	INSP AUTH SERIAL NUMBER	DESCRIPTION OF DISCREPANCY FROM DRAWING/SPECIFICATION AND PROPOSED ACTION	LIABILITY	INSPECTION AUTHORITY TRIAL/INSPECTION
47	116	[REDACTED]	[REDACTED]	WBD/SDO	DNE FI W' DECK S.
48	116	C199	<u>GUARD RAILS</u> Several guard rail slip pins missing. Port side after guardrail quarterdeck slip pin hole required centre guardrail	WBD/YSL	
49	116	C200	Tubular guardrails StBd aft at O1 deck securing bolts require tightening	WBD/YSL	
50	116	C201	Tubular guardrail right aft bottom section to be removed where it fouls roller fairlead lead (C MOD 219)	WBD/YSL	
51	116	C204	<u>CEREMONIAL</u> Stowages for the following items have been agreed YSL/Ships staff and remain to be completed. a. Ships nameboards b. Ships crest (bridge screen fitting) c. QM's portable desk d. Officers nameboard e. Ceremonial lifebuoy stand e. Bridge window covers <u>Ladders - Nil</u>	WBD/YSL	DNE Inspection Report 17/BRO/511 dated 17th Jan 1979
52 53		C205	<u>MASTS</u> Hatch clips missing foremast top compartment	WBD/YSL	

MS BROADS. ORD D 448 UNCOMPLETED WORK SECTION

448 SERIAL NUMBER	D 448 QUESTION NUMBER	INSP AUTH SERIAL NUMBER	DESCRIPTION OF DISCREPANCY FROM DRAWING/SPECIFICATION AND PROPOSED ACTION	LIABILITY	INSPECTION AUTHORITY TRIAL/INSPECTION
1	117	117 c1 ✓	<p><u>INSPECTION: FINAL - A/C PLANT RM PORT AFT</u></p> <p>foam drum stowage baskets, straps broken at welds, to be repaired.</p>	YSL	FI A/C PLANT RM PORT AFT.
2	117	c2	Tallies to be fitted to LP 246/14 dbhd and LP 246/25 on deck at door.	YSL	
3	117	c3	Eyeplate LP 246/18 not fitted in position shown on drg. SDO to check if acceptable.	YSL	
5	117	c6	<p>Tool box and brief case stowages to be fitted.</p> <p>Tail pipe to be fitted to separator drain valve N° 6 at F.E. of plant.</p>	YSL	
6	117	c7	<p><u>INSPECTION: FINAL - A/C PLANT ROOM PORT AFT</u></p> <p>AG/LS aft bkhd. compression fitting loose, to be tightened.</p>	YSL	

HMS Broadford D 448 UNCOMPLETED WORK SECTION

448 SERIAL NUMBER	D 448 QUESTION NUMBER	INSP AUTH SERIAL NUMBER	DESCRIPTION OF DISCREPANCY FROM DRAWING/SPECIFICATION AND PROPOSED ACTION	LIABILITY	INSPECTION AUTHORITY TRIAL/INSPECTION
			<u>A.C. Plant Room. PORT FWD</u>		
22	117	c91	Cable hanger in way of evaporator (Ford end A/C Plant) to be raised to provide adequate shock clearance.	YBL	
23	117	c92 ✓	2 in No. cable hangers, aft end of A/C Plant port side, to be moved aft to prevent them cutting into cables they support. (to comply with S/R 400)	YBL	
24	117	c27	<u>INSPECTION: FINAL - A/C PLANT ROOM STBD FWD.</u> AG/LS line sthd. fwd. leak at T-piece above valve to be rectified.	YBL	
25	117	c30 ✓	Pressure gauge 0-10 Bar to be piped to WSS pipe.	YBL	
26	117	c31	Eyeplates LP 233/26 & 27 not fitted. Requirement to be investigated and any necessary action taken	YBL	
27	117	c32	Conduit box, item 141, to have cover fitted.	YBL	
28	117	c33	Gallies to be fitted for eyeplates LP 233/05 & 11	YBL	

UMS Broadford D 448 UNCOMPLETED WORK SECTION

448 SERIAL NUMBER	D 448 QUESTION NUMBER	INSP AUTH SERIAL NUMBER	DESCRIPTION OF DISCREPANCY FROM DRAWING/SPECIFICATION AND PROPOSED ACTION	LIABILITY	INSPECTION AUTHORITY TRIAL/INSPECTION
			<u>A.C. PLANT ROOM STD. FWD</u>		
29	117	C34 ✓	Foam drum storage baskets strap welds broken, to be repaired.	YRL	
30	117	C35	Upper section of collar to be fitted c.w. pipe to be fitted, at inbd. bkhd. aft of door.	YSL	
31	117	C36 ✓	c.w. pump discharge pipe isolating valve inbd. branch, locking pin knob detached, to be secured.	YRL	
32	117	C37 ✓	Loose rubber padding to be secured on Freon gas bottle storage.	YSL	
33	117	C38 ✓	c.w. Pump starter 'J' straps bolts to be fitted to give max. ^m clearance.	YSL	

IMS BROADSIDE ORD D 448 UNCOMPLETED WORK SECTION

D448 SERIAL NUMBER	D448 QUESTION NUMBER	INSP AUTH SERIAL NUMBER	DESCRIPTION OF DISCREPANCY FROM DRAWING/SPECIFICATION AND PROPOSED ACTION	LIABILITY	INSPECTION AUTH TRIAL/INSPECTION
34	117	c41 ✓	<p><u>INSPECTION: FINAL - A/C PLANT ROOM STBD FWD.</u></p> <p>The following defects are listed on O.C. Pre-Final Inspection reports:-</p> <p><u>HULL</u></p> <p>(C). Vent hanger on AFU vent trunk to be improved on.</p>	YBL	
35	117	c42 ✓	(D) Collar to fit at AFU vent penetrating to N° 10 ATU port bkhd.	YBL	
36	117	c43	<u>ENG.</u> ② Iron gas bottles to supply & fit	YBL	
37	117	c44	③ Fire extinguisher to supply & fit.	YBL	
38	117	c45	⑤ Drain pipes from C.W. pump to be hangered.	YBL	
39	117	c46	④ SLW & SPH pipes at fwd. bkhd. to be securely hangered.	YBL	
39	117	c47 ✓	⑭ Deck plates to be cleaned on paint etc. so that instructions are clearly visible.	YBL	
40	117	c48	⑮ Pipework & capillary on & around A/c plant to be checked	YBL	

HMS BRADST. ORD D 448 UNCOMPLETED WORK SECTION

D448 SERIAL NUMBER	D448 QUESTION NUMBER	INSP AUTH SERIAL NUMBER	DESCRIPTION OF DISCREPANCY FROM DRAWING/SPECIFICATION AND PROPOSED ACTION	LIABILITY	INSP. AUTHORITY TRIAL/INSPECTIO
	117.	c102	<p><u>INSPECTION: FINAL - A/C PLANT - STAR^D FWD.</u></p> <p>Valve in forward and starboard valve in line which is not shown in compartment drawing. If correct a drawing should be provided to include</p>	Ybr.	
		c103 COMPLETE	<p>Valve in horizontal run of WSS pipe starboard is exceptionally stiff - to be eased - locking pin seized.</p>	Ybr.	
41	H7	c104 ✓	<p>Valve in CW supply line from A/C Plant (aft and) is stiff, to be made operable.</p>	Ybr.	
42	117	c105 ✓	<p>Conduit box (item 141) - fwd deckhead and vent bellmouth are in contact. Clearance to be provided.</p>	Ybr.	
43	117	c106 ✓	<p>Adequate clearance to be provided between vent trunking and oil separator.</p>	Ybr.	

FMS BROADSWORD D 448 UNCOMPLETED WORK SECTION

D448 SERIAL NUMBER	D448 QUESTION NUMBER	INSP AUTH SERIAL NUMBER	DESCRIPTION OF DISCREPANCY FROM DRAWING/SPECIFICATION AND PROPOSED ACTION	LIABILITY	INSP. AUTH. TRIAL/INSPECTIO
	117		<p>INSPECTION: FINAL - A/C PLANT ROOM STBD FWD.</p> <p>...</p> <p>...</p>	wh.	
44	117	C82 ✓	Holes in bkhd. stbd. side of door frame to be plugged.	wh.	
45	117	C83	Redundant lugs on dkhd. Fe 62.5 adjacent to after trolley rail to be removed.	wh.	
			...	wh.	
46	117	C85 ✓	Damaged insulation to be made good on s.w. pipes to compressor, fwd end of plant outbd.	wh.	
		C86	Loose water on ^{deck} stbd. side to to be cleaned up.	wh.	

HMS Broadford D 448 UNCOMPLETED WORK SECTION

D448 SERIAL NUMBER	D448 QUESTION NUMBER	INSP AUTH SERIAL NUMBER	DESCRIPTION OF DISCREPANCY FROM DRAWING/SPECIFICATION AND PROPOSED ACTION	LIABILITY	INSP. AUTH. TRIAL/INSPECTOR
	117	C61	<p>INSPECTION: <u>FINAL - A/C PLANT ROOM STBD AFT</u> DAN 5031</p> <p>Storage for item 137 Toolbox type 'F' to be fitted. Dtg 441/04/04 to be amended as elevation ID shows 2 in N° boxes and plan & item list sheet 3 of dtg indicates 1 in N° box.</p>	vsr	
51	117	C62 ✓	<p>The following defects are listed on Q.C. Pre-Final Inspection Reports:-</p> <p><u>HULL</u> (D) H.W.T.C. frame to complete on aft bkhd. coaming - sealing compound requ'd between flanges.</p>	vsr	
52	117	C63	<p><u>ENG.²⁵</u> (4) Prewet, flushing drain, cap to fit and secure on valve.</p>	vsr	
53	117	C64	<p>(6) K.D.G. pressure pipe to be securely clipped.</p>	vsr	
54	117		<p>(7) K.D.G. pressure switch, valve handle to fit</p>	vsr	

HMS Broadford D 448 UNCOMPLETED WORK SECTION

D448 SERIAL NUMBER	D448 QUESTION NUMBER	INSP AUTH SERIAL NUMBER	DESCRIPTION OF DISCREPANCY FROM DRAWING/SPECIFICATION AND PROPOSED ACTION	LIABILITY	INSP. AUTH. TRIAL/INSPECTIO
55	117	c66 ✓	<p><u>INSPECTION: FINAL - A/C PLANT ROOM STBD AFT.</u></p> <p>⑨ Scupper grating to secure at Fr. 86 (shipside)</p>	vhr.	
		c67	<p>⑩ Drain pipes from c.w. pump, hangers to fit and weld.</p>	vhr.	
		c68	<p>⑪ OPZ pipe, hangers to fit & weld at FR 82.</p>	vhr.	
56	117	c69 ✓	<p>⑫ Foam tube still not fitted as per diag.</p>	vhr.	
		c70	<p>⑬ pipework & capillaries around A/c plant to be securely clipped.</p>	vhr.	
57	117	c71	<p>⑭ 3in N° Aeon gas bottles to supply & fit (only 2 seats at present)</p>	vhr.	
58	117	c72 ✓	<p>⑮ Fire extinguisher to supply & fit.</p>	vhr.	
59	117	c73 ✓	<p>⑯ AG/LS pipe hangers not adequate (at door entrance).</p>	vhr.	

IMS BROADSWORD D 448 UNCOMPLETED WORK SECTION

D448 SERIAL NUMBER	D448 QUESTION NUMBER	INSP AUTH SERIAL NUMBER	DESCRIPTION OF DISCREPANCY FROM DRAWING/SPECIFICATION AND PROPOSED ACTION	LIABILITY	INSP. AUTHORITY TRIAL/INSPECTIC
60	117	e113	<p><u>INSPECTION: FINAL - A/C PLANT - STAR^D AFT.</u> aft bulkhead - Seat for item 129 not suitable - new seat to be provided.</p>	wh.	
61	117	e114	<p>Cable run under battery charging panel to be guarded.</p>	wh.	
62	117	e115	<p>Main cable run passing thro' deckhead glands up to M1 EDC to be centralised in holes in glands.</p>	wh.	

HMS Broadford D 448 UNCOMPLETED WORK SECTION

D448 SERIAL NUMBER	D448 QUESTION NUMBER	INSP AUTH SERIAL NUMBER	DESCRIPTION OF DISCREPANCY FROM DRAWING/SPECIFICATION AND PROPOSED ACTION	LIABILITY	INSP. AUTH. TRIAL/INSPECTION
66	117	c87	<p><u>INSPECTION: FINAL - A/C PLANT ROOM STBD. AFT</u></p> <p>Cover over battery charging cables aft bkhd. to be properly secured.</p>	vbr	
67	117	c88	<p>H.W.T.C. on aft bkhd. bolts & wing nuts to be freed & greased.</p>	vbr	

HMS BROADSWORD
 PRELIM INTERMEDIATE/FINAL INSPECT
 VENTILATION AND/OR CHILLED WATER

D448 - UNCOMPLETED WORK SECTION FOR SHIPBUILDERS ATTENTION
 PART A - GENERAL

(1) D 448 SERIAL NUMBER	(2) D 448 QUESTION NUMBER	(3) INSP AUTH SERIAL NUMBER	(4) DESCRIPTION OF DISCREPANCY FROM DRAWING/ SPECIFICATION AND PROPOSED ACTION	(5) LIABILITY	(6) INSPECTION AUTHORITY TRIAL/INSPECTION REFERENCE AND DATE
68	117	FVI/BROAD/1	TEST HOLES THROUGHOUT TRUNK SYSTEMS TO BE CLEARLY IDENTIFIED WITH PAINT ORANGE DIAMOND.	Y.S.L	DGS F.I. UENT
69	117	FVI/BROAD/2 ✓	ALL THERMOSTATS CONTROLLING ELECTRIC HEATERS ARE TO BE CHECKED FOR PAINT AND PAINT REMOVED AS NECESSARY	Y.S.L	"
70	117	FVI/BROAD/1 ✓	RELIEF VALVES (PRV'S) ARE NOT FITTED IN ALL TERMINAL BRANCHES WHERE PUNKAH LOUVRES OR DISTRIBUTORS ARE FITTED AND WHERE THE AIR CAN BE SHUT OFF. THIS IS TO BE INVESTIGATED FOR OTHER SHIPS OF THE CLASS. EXAMPLES ARE: CABINS, SHIP OFFICE, ROUTINE OFFICE, IHR/EMR AIR.	WBI DGS SHIPS YSL	

HMS BROADSWORD
~~PRELIMINARY~~/INTERMEDIATE/FINAL INSPECTION
 VENTILATION AND ~~FOR~~ CHILLED WATER

D448 - UNCOMPLETED WORK SECTION FOR SHIPBUILDERS ATTENTION
 PART C - ITEMS FOR SHIPBUILDER

(1) D 448 SERIAL NUMBER	(2) D 448 QUESTION NUMBER	(3) INSP AUTH SERIAL NUMBER	(4) DESCRIPTION OF DISCREPANCY FROM DRAWING/ SPECIFICATION AND PROPOSED ACTION	(5) LIABILITY	(6) INSPECTION AUTHORITY TRIAL/INSPECTION REFERENCE AND DATE
71	117	FVI/BROAD/1	<p style="text-align: center;"><u>OPERATIONS ROOM</u></p> <p>Ⓐ. PUNKAH LOUVRES IN PT AFT TRUNK FITTED INCORRECTLY (NOT IN LINE WITH FLOW). TO BE CORRECTED</p> <p>Ⓑ. INCORRECT SCREWS USED FOR FASTENING PUNKAH LOUVRES (BRASS ON ALUMINIUM). CORRECT SCREWS TO BE FITTED.</p> <p>Ⓒ. CW CONTROL PANEL (FWD PT). STRAINER TO BE ROTATED WITH STRAINER ELEMENT AT LOWEST POSITION.</p> <p>Ⓓ. FWD BULKD. STBD. SIDE, SUPPLY VENT THROUGH BULKD. IS ONLY 8mm CLEAR OF 'X' MOUNT BELOW IT. SUPPORT STRUCTURE AND 'X' MOUNTS TO BE LOWERED FOR GREATER CLEARANCE (38mm)</p> <p>Ⓔ. CW CONTROL PANEL TO UAA1 (STBD AFT) STRAINER TO BE ROTATED TO POSITION STRAINER ELEMENT AT LOWEST POSITION.</p>	<p>WBD YSL</p> <p>WBD YSL</p> <p>WBD YSL</p> <p>WNBD</p> <p>WBD YSL</p>	<p style="text-align: center;">DGS F.I. VENT.</p>
			<p>Ⓕ. RECIRC GRILLE FROM OPERATIONS ROOM INTO ADJACENT LOBBY ODK 30-34, HAS BOXED STRUCTURE, WHICH COULD BE USED TO STOW UNAUTHORISED MATERIAL. WIRE MESH GRILLE TO BE FITTED OVER BOXED STRUCTURE TO AVOID THIS</p>	<p>WBD YSL</p>	

HMS BROADSWORD
 PRELIMINARY/INTERMEDIATE/FINAL INSPECTION
 VENTILATION AND/OR CHILLED WATER

D448 - UNCOMPLETED WORK SECTION FOR SHIPBUILDERS ATTENTION
 PART

(1) D 448 SERIAL NUMBER	(2) D 448 QUESTION NUMBER	(3) INSP AUTH SERIAL NUMBER	(4) DESCRIPTION OF DISCREPANCY FROM DRAWING/ SPECIFICATION AND PROPOSED ACTION	(5) -LIABILITY	(6) INSPECTION AUTHORITY TRIAL/INSPECTION REFERENCE AND DATE
72	117	FVI BROADSWORD/12	<p><u>CO'S DINING/DAY CABIN</u></p> <p>(A) TOBACCO FILTER NOT WORKING - TO BE RECTIFIED</p> <p>(B) WITHDRAWAL OF FILTER APPEARS DIFFICULT - TO BE INVESTIGATED AND RECTIFIED.</p> <p>(C) NO WIRE MESH OPENING IN BKHD BETWEEN CO'S SLEEPING CABIN AND DAY CABIN. FOR NATURAL EXHAUST. TO BE FITTED</p>	WBD/YSL WBD/YSL WBI/YSL	DGS FI. VENT
73	117	FVI BROADS/3	<p><u>CO'S BATHROOM</u></p> <p>(A) EXHAUST GRILLE OZHI3 HAS NO FILTER FITTED - FILTER TO BE FITTED.</p> <p>(B) NO NATURAL SUPPLY FITTED IN LINING OF CEILING - TO BE FITTED TO SPLIT WIRE MESH GRILLE IN BKHD BETWEEN BATHROOM AND SLEEPING CABIN.</p>	WBD/YSL	
74	117	FVI BROADS/4	<p><u>CO'S SLEEPING CABIN</u></p> <p>(A) INSULATION PAD TO BE REMOVED FROM DECKHEAD ADJACENT TO GRILLE IN BATHROOM BKHD TO PROVIDE NATURAL SUPPLY.</p>	WBD/YSL	
75	117	FVI BROADS/5	<p><u>EW0</u></p> <p>(A) TESTHOLE PLUG MISSING - PLUG TO BE FITTED.</p> <p>(B) [REDACTED]</p>	WBD/YSL	

HMS BROADSWORD
 PRELIMINARY/INTERMEDIATE/FINAL INSPECTION
 VENTILATION AND/OR CHILLED WATER

D448 - UNCOMPLETED WORK SECTION FOR SHIPBUILDERS ATTENTION
 PART C - ITEMS FOR SHIPBUILDER

(1) D 448 SERIAL NUMBER	(2) D 448 QUESTION NUMBER	(3) INSP AUTH SERIAL NUMBER	(4) DESCRIPTION OF DISCREPANCY FROM DRAWING/ SPECIFICATION AND PROPOSED ACTION	(5) LIABILITY	(6) INSPECTION AUTHORITY TRIAL/INSPECTION REFERENCE AND DATE
76	117	FVI BROADS/6	<p><u>MCO/CCR(LP)</u></p> <p>(a) VENT FROM BATTERIES IN CM.R LEAKING THROUGH FLAME PROOF GAUZE SEAL - TRUNK TO BE DRESSED TO PROVIDE BETTER SEAL.</p> <p>(b) FLAME PROOF GAUZE AND AIR FILTER TO BE CLEANED</p> <p>(c) CW CONTROL PANEL STRAINER TO BE ROTATED TO POSITION STRAINER ELEMENT AT LOWEST POSITION.</p> <p>(d) CORRECT ORIFICE PLATES TO BE FITTED TO LINEAR GRILLE SHUNTS TO LIMIT NOISE</p>	WBD/YSL	DGS F.I. VENT
77	117	FVI BROADS/1	<p><u>BATTERY CHARGING ROOM</u></p> <p>(a) PUNKAH LOUVRES FITTED INCORRECTLY (NOT IN LINE WITH FLOW) - TO BE CORRECTED.</p> <p>(b) FLAME PROOF GAUZE TO BE CLEANED</p>	WBD/YSL	COMPLETE PNO

HMS BROADSWORD
 PRELIMINARY/INTERMEDIATE/FINAL INSPECTION
 VENTILATION AND/OR CHILLED WATER

D448 - UNCOMPLETED WORK SECTION FOR SHIPBUILDERS ATTENTION
 PART C - ITEMS FOR SHIPBUILDER

(1) D 448 SERIAL NUMBER	(2) D 448 QUESTION NUMBER	(3) INSP AUTH SERIAL NUMBER	(4) DESCRIPTION OF DISCREPANCY FROM DRAWING/ SPECIFICATION AND PROPOSED ACTION	(5) LIABILITY	(6) INSPECTION AUTHORITY TRIAL/INSPECTION REFERENCE AND DATE
	117	FVI/BROAD/8	SEAWOLF ART TRACKER OFFICE SUPPLY BRACKET WITH BLANK PLATE CONTAINING SMALL HOLES. CORRECT TYPE ORANGE PLATE TO BE FITTED AT THE BRACKET PLATE		DGS F.I. UNIT
78	117 ✓	FVI/BROAD/9	SEAWOLF ART TRACKER OFFICE ANNEX (a) LOCKING PIN TO BUTTERFLY VALVE TO 02 N II VENT EXHAUST IS MISSING. TO BE FITTED.	WBD/YSL	
79	117 ✓	FVI/BROAD/10	SEAWOLF L.C.R. ART. (a) PUNKAH LOUVRES IN SUPPLY TRUNK FITTED INCORRECTLY (NOT IN LINE WITH FLOW). TO BE CORRECTED (b) INSULATION NOT FITTED AROUND HEATER, TO BE FITTED.	WBD/YSL	
			INSULATION NOT FITTED AROUND HEATER, TO BE FITTED.		

HMS BROADSWORD
 PRELIMINARY/INTERMEDIATE/FINAL INSPECTION
 VENTILATION AND/OR CHILLED WATER

D448 - UNCOMPLETED WORK SECTION FOR SHIPBUILDERS ATTENTION
 PART

(1) D 448 SERIAL NUMBER	(2) D 448 QUESTION NUMBER	(3) INSP AUTH SERIAL NUMBER	(4) DESCRIPTION OF DISCREPANCY FROM DRAWING/ SPECIFICATION AND PROPOSED ACTION	(5) LIABILITY	(6) INSPECTION AUTHORITY TRIAL/INSPECTION REFERENCE AND DATE
80	117	FVI/BROADS/12	<p>OFFICERS BATH ROOM 1DK FWD</p> <p>(4) FILTERS IN EXHAUST TRUNK GRILLES TO BE CLEANED.</p> <p>[REDACTED]</p> <p>[REDACTED]</p>	WBD/YSL	DGS FI UBNT
81	117	FVI/BROADS/13	<p>OFFICERS HEADS 1DK FWD</p> <p>(4) FILTERS TO BE FITTED IN ALL EXHAUST GRILLES.</p> <p>(5) CATCH ON EXHAUST GRILLE FOR WASH HAND</p> <p>(6) BASIN TO BE EASED</p>	WBD/YSL WBD/YSL	WBD/YSL
82	117	FVI/BROAD/14	<p>WARD ROOM</p> <p>(a) FILTERS TO BE FITTED IN NATURAL EXHAUST GRILLES ADJACENT TO DOOR</p> <p>(b) NYLON TIPS TO BE FITTED ON SECURING THIS LINEAR GRILLE SECURING PINS TO PREVENT COLLARS SLIDING OFF.</p>	WBD/YSL WBD/YSL	<p>003021244/08</p> <p>EXHAUST FOR URINAL IS SITED I.A.W. VENT. DEF DRG SDN 003020451/03 BUT IS CLOSE TO TOP OF CISTERN MAKING ACCESS DIFFICULT AND RESTRICTING AIR FLOW. THE GRILLE CLEAR OF CISTERN. VENT DEF. DRG TO BE AMENDED TO AGREE WITH LAYOUT. GRILLE TO BE MOVED ON 02 FT SEQ</p>

HMS BROADSWORD
 PRELIMINARY/INTERMEDIATE/FINAL INSPECTION
 VENTILATION AND/OR CHILLED WATER

D448 - UNCOMPLETED WORK SECTION FOR SHIPBUILDERS ATTENTION
 PART C - ITEMS FOR SHIPBUILDER

(1) D 448 SERIAL NUMBER	(2) D 448 QUESTION NUMBER	(3) INSP AUTH SERIAL NUMBER	(4) DESCRIPTION OF DISCREPANCY FROM DRAWING/ SPECIFICATION AND PROPOSED ACTION	(5) LIABILITY	(6) INSPECTION AUTHORITY TRIAL/INSPECTION REFERENCE AND DATE
83	117	FVI/BROAD/15	<p><u>OPERATIONS ROOM ANNEXE 1DK</u></p> <p>ⓐ. C.W. STRAINER IN PIPES AT AFT BULK TO BE POSITIONED VERTICALLY AND WITHDRAWAL SPACE FOR ELEMENT CHECKED IN WAY OF SECURING BRACKET.</p> <p>ⓑ. SECURING BRACKET ADJACENT TO STRAINER TO BE PROPERLY SECURED (BRACKET LOOSE).</p> <p>ⓒ. SECURING BRACKET ADJACENT TO TRUFLOW SWITCH TO BE PROPERLY SECURED (BRACKET LOOSE)</p> <p>ⓓ. STRAINER, SHUT OFF VALVES AND EXPOSED CHILLED WATER PIPE TO BE INSULATED AND VAPOUR SEALED.</p>	WBD/YSL	DGS FI VENT
84	117	FVI/BROAD/16	<p><u>HANGAR</u></p> <p>ⓐ. NATURAL SUPPLY AT PT FWD CORNER HAS FILTER ELEMENT COVERED WITH PAINT. FILTER TO BE CHANGED.</p> <p>ALUMINUM BOX AT SBD AFT END HAS ACCESS PLATE WITH TOGGLE TYPE FASTENINGS. THESE DO NOT PROVIDE PROPER AND EFFECTIVE PLATE SEAL. IMPROVED SEAL TO BE INVESTIGATED AND SPARE LIPS CONSIDERED FOR OTHER SBD AIR CURTAINS.</p>	WBD/YSL	

HMS BROADSWORD
 PRELIMINARY/INTERMEDIATE/FINAL INSPECTION
 VENTILATION AND/OR CHILLED WATER

D448 - UNCOMPLETED WORK SECTION FOR SHIPBUILDERS ATTENTION
 PART C - ITEMS FOR SHIPBUILDER.

(1) D 448 SERIAL NUMBER	(2) D 448 QUESTION NUMBER	(3) INSP AUTH SERIAL NUMBER	(4) DESCRIPTION OF DISCREPANCY FROM DRAWING/ SPECIFICATION AND PROPOSED ACTION	(5) LIABILITY	(6) INSPECTION AUTHORITY TRIAL/INSPECTION REFERENCE AND DATE
85	117	FVI/BROAD/17	<p><u>PAINT STORE 3DK</u></p> <p>Ⓐ EXHAUST TRUNK FITTED WITH WRONG TALLY BAND</p> <p>Ⓑ EXHAUST FLAME PROOF GAUZE TO BE CLEANED</p> <p>Ⓒ SUPPLY FLAME PROOF GAUZE TO BE CLEANED</p>	WBD/YSL	DGS FI VENT
86	117	FVI/BROAD/18	<p><u>N^o1 NAVAL STORE 3DK</u></p> <p>Ⓐ THERMOSTAT TO BE FITTED IN EXHAUST TRUNK (3C13)</p>	WBD/YSL	
87	117	FVI/BROAD/19	<p><u>MAIN NAVAL STORE 3DK</u></p> <p>Ⓐ TEMPERATURE SENSOR FITTED ON AFT BKHD. IS IN UNSUITABLE POSITION FOR TEMPERATURE SENSING SHOULD BE FITTED IN TRUNK OR ADJACENT TO RECIRC GRILLE LAYOUT DRAWING TO BE CHECKED</p>	WBI YSL/PNO	<p>NOT</p> <p>Thermostat fitted as shown on Comp. Pkg 360/05</p> <p>Thermostat should be fitted in trunk</p>
88	117	FVI/BROAD/20	<p><u>SR HEADS 2DK.</u></p> <p>Ⓐ FILTERS TO BE FITTED IN EXHAUST GRILLES</p> <p>Ⓑ FILTER IN EXHAUST GRILLE TO BE CLEANED</p> <p>Ⓒ PUNKAH LOUVRE IN MIDDLE OF COMPARTMENT TO BE POSITIONED CORRECTLY. (IN LINE OF FLOW)</p> <p>Ⓓ FLEXIBLE CONNECTION IN TRUNKS ADJACENT TO DOOR TO BE REPLACED (COVERED WITH PAINT)</p>	WBD/YSL	
89	117	FVI/BROAD/21	<p><u>J.R BATHROOM</u></p> <p>Ⓐ EXHAUST GRILLE FILTERS TO BE CLEANED</p> <p>[REDACTED]</p>	WBD/YSL	<p>hw if grille fitted at bottom of bkhd lining</p>

HMS BROADSWORD
 PRELIMINARY/INTERMEDIATE/FINAL INSPECTION
 VENTILATION AND/OR CHILLED WATER

D448 - UNCOMPLETED WORK SECTION FOR SHIPBUILDERS ATTENTION
 PART C - ITEMS FOR SHIPBUILDER

(1) D 448 SERIAL NUMBER	(2) D 448 QUESTION NUMBER	(3) INSP AUTH SERIAL NUMBER	(4) DESCRIPTION OF DISCREPANCY FROM DRAWING/ SPECIFICATION AND PROPOSED ACTION	(5) LIABILITY	(6) INSPECTION AUTHORITY TRIAL/INSPECTION REFERENCE AND DATE
90	117	FVI/BROAD/22	<p><u>J.R. HEADS 2 DECK FWD PT.</u></p> <p>Ⓐ. FILTERS TO BE FITTED IN EXHAUST LINEAR GRILLES.</p> <p>Ⓑ. THERMOSTAT (FOR ELECTRIC HEATER) TO BE CORRECTLY FITTED (TO BE SCREWED TIGHTLY HOME)</p>	WBD / YSL	DGS FI VENT
91	117	FVI/BROAD/23	<p><u>EXOCET EQUIPT. ROOM</u></p> <p>Ⓐ. RECIRC. GRILLE FILTERS (TWO IN NUMBER) AT AFT END TO BE FITTED (TRUNK 2DII)</p> <p>Ⓑ. THERMOSTAT IN RECIRC TRUNK TO BE CORRECTLY FITTED (COLLAR TO BE SCREWED TIGHTLY HOME).</p> <p>Ⓒ. INSULATION AROUND ELECTRIC HEATER (TOP) IN SUPPLY TRUNK AFT. TO BE SECURED CORRECTLY.</p> <p>_____</p> <p>Ⓓ. SUPPLY GRILLES TO BE CHECKED FOR CORRECT FLOW BALANCE (FWD GRILLE HAS LITTLE FLOW AND AFT GRILLE LARGE FLOW). DEFLECTOR TO BE CORRECTLY SET AND/OR ORIFICE PLATE FITTED AS NECESSARY.</p>	WBD / YSL WBD / YSL WBD / YSL WBD / YSL	